

May our goals take us as high as the mountains, our learning as deep as the lake
and our knowledge shine through like the night sky



Kia ekea kā mauka tiketike e kā whāikakia, rite te akoraka ki te hōhonutaka o te roto
kia tīrama mai te mātaurakame he whetū tiaho i ruka rā



Introduction for Families

The Ministry of Education have seven key principles that guide effective reporting and information sharing:

1. *Ako* (describes the teaching and learning relationship)
2. *Focus and coverage* (of learning across the curriculum)
3. *Foundations for learning* (progress and achievement in literacy, numeracy, key competencies and 'learning-to-learn' skills)
4. *Student responsibility* (to understand what they have learnt and what they need to focus on next)
5. *Motivation* (to understand and be involved in their own learning)
6. *Technologies* (to see the learning process and progress in real time)
7. *Checking in with parents* (so parents can understand where their child's learning is at and engage in supporting and encouraging them)

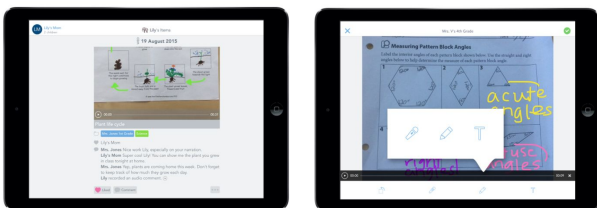
[\(MOE online reference linked here\)](#)

To enable this at our school we have chosen to implement the **Seesaw Journal Learning App**.

This gives you

- The mobile ability to see their learning in real time.
- Your child ownership of their learning
- The ability to interact and reply to comments made by your child and your child's teacher, in real time, around their learning.

Seesaw is a new way we're sharing what your child is learning at school.



Seesaw gives your child a place to document their learning, be creative and learn how to use technology.

Why do we want our learners to keep a journal?

To help them remember things, especially details

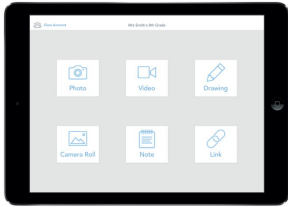
To share learning across the key competencies and learning areas

To try and figure something out or help themselves solve a problem

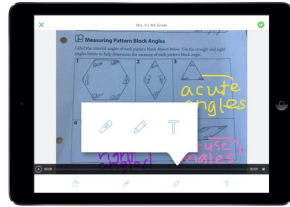
So they look back to see what was great or what was difficult

So they have a place to share their creative ideas with you in real time

In your child's Seesaw journal they can...

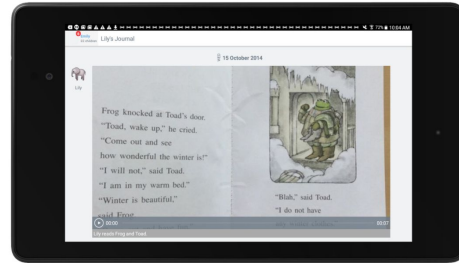


Take a photo or video, make a drawing, write a note, share a link or add something they've made in another app.



Add a voice recording, drawing or type a few sentences to explain something better or give more detail.


All student content is safe and secure



- Journals are only accessible by your child, their teachers and yourself
- Journals aren't public on the web and information is never shared with third parties

Seesaw - Reporting in plain language

Reporting in plain language helps parents and whānau be well informed, to make sense of their child's progress and achievement, and more able to support learning at home. Plain language written reporting, alongside the visual element of Seesaw presents your child's learning journey that is easily understood. It is language that helps support respectful and trusting relationships between students, parents and whānau.



The heart of the New Zealand Curriculum

Learning how to Learn - developing an identity as a *lifelong learner* and a greater emphasis on developing *student autonomy*.

A more holistic approach - *interconnected nature of knowledge* means that learning context needs to be developed with connections across the curriculum areas.

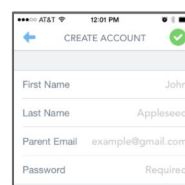
A more *participatory* view of learning (just having knowledge is not enough - you need to be able to apply your thinking across different contexts).

School-based curriculum development is more explicit - each school needs to bring learning alive for their local context and community.



Now let's sign up!

1. Search for "Seesaw Parent Access" in the iTunes App Store or Google Play Store and download the app.
2. Tap "Create Parent Account" and scan the QR Code on the handout.
3. Create an account. Allow notifications to get real-time updates and check out what's in your child's journal.



iOS and Android Smartphones

1. Search for "Seesaw Parent Access" in the iTunes App Store or Google Play Store
2. Download the app and scan the QR Code in the handout sent home with your child (*this comes home on Monday 1 August*).
3. Create an account and allow notifications to start getting notified about new items

Other Smartphones & Computers

1. Go to the link provided by the teacher in any web browser (email or handout)
2. Choose your child from the class list and create an account
3. After you've been approved by your child's teacher, you'll get access to their journal



iOS App for
Parents

Android App for
Parents

Parent Website

Parent Web Portal
app.seesaw.me